


NCW Quilt Guild
February 2007 Raffle Block

Pleasant Paths

18-1/4" x 14-1/4" unfinished



Fabrics:

Color 1 - Dark/Medium, two 2-1/2" x 42" strips

✂ Cut into twelve 2-1/2" x 4-1/2" rectangles

Color 2 - Medium/Light, two 2-1/2" x 42" strips

✂ Cut fourteen 2-1/2" squares

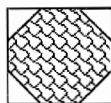
✂ Cut four 2-1/2" x 4-1/2" rectangles

✂ Cut four 2-1/2" x 6-1/2" rectangles


Color 3 - Provided - THIS FABRIC NEEDS TRIMMING!

✂ Cut into a 6-1/2" square

1. To make the center unit, take four 2-1/2" squares and mark the diagonal on the back. Place the square, right sides together atop the 6-1/2" square with outside edges aligned. Sew ON this marking. Cut off the excess seam allowance. Press the seam allowance towards the center. Repeat on all corners of the square. Trim to ensure 6-1/2".



2. Referring to the block above and using your cut pieces construct your block. Press seams to the dark.



PLEASE DO NOT SQUARE UP YOUR BLOCK -- LET THE PERSON WHO WINS THE BLOCKS DO THAT