

NCW Quilt Guild

North Central Washington Quilt Guild
P. O. Box 2715
Wenatchee WA 98807

4th Quarter Newsletter, October 2024

Meeting: October 30, 2024
Meeting: November 20, 2024
No meeting in December

Check the date for each month on our
website: www.NCWQuilt.org

Pybus Public Market, Community Room
Doors Open 5:30 pm. (no earlier)

Important Notices:

You make the guild succeed; without you, we
will cease to function as we know and love

We NEED to fill open officers-we NEED YOU

We NEED a co-chair for the 2025 quilt show.
No co-chair in 2025 means no show in 2026

We NEED a chair for the Fabric & More Sale;
no chair, no sale, no show

NCWQG Officers for: 2025:

President:	Sue Nash
Vice President:	Need
Secretary:	Need
Treasurer:	Louise Brown
Asst. Treasurer:	Need
Past President:	Cindy Rudolph

Committee Chairs:

Comfort Quilts	Mary Kidwell and Carmel Wakeman, Co chairs
Fabric & More	Need For 2025
Membership	Lois Friedrich, Sheila Burgess and Carmel Wakeman
Quilt Festival '25	Diane Garlini, Chair (need co-chair)
Programs	Need for 2025
Raffle Quilt '25	Diane Mitchell
Retreats	Donna Rankin, Radene Winkelman, Shelli Maitland
Round Robins	Need For 2025
Sunshine	Debbie Deardorff
Webmistress	Kristy Clare
Workshops	Area 51 Round Robin, Cassie Black & Nancy Straub
Newsletter	Cassie Black

***2025 General Membership Meeting dates:**

January 29	*February 19	March 26
April 30	May 28	June 25
July 30	*August 20	September 24
October 29	November 19	December-no meeting

***not the last Wednesday of the month**

For our September meeting, we had 80 members in attendance with two new members and one guest.

Kristi Clare, Webmistress, wants to let everyone know that any member is allowed to post items to the guild's Facebook page. If you want to post items for sale or announcements, as long as you are a current member, you may make the posts yourself. If you need help, you may contact her, but she does not have to do the posting for you.

Programs:

October: Linda Riesterer, Mary Rozendaal, Diane Garlini, Kathy Baker will discuss different applique techniques, methods and tools.

November: End of year party. The program will include Tricks, Tools and Techniques from a variety of guild members. If you have a tool or technique that you'd like to share with others, please email Louise Brown. She will be coordinating the presentation. There will be food, fun and a bit of foolishness. Don't miss it!

December: No meeting. Have a glorious holiday season and create lots for the Show & Tell in January.

Membership:

Membership Committee 2025: Lois Friedrich, Sheila Burgess and Carmel Wakeman

Please note the change in dues to **\$30** per year. We have 161 members as of September 25, 2024.

Dues for 2025 are due after January 1, 2025 and no later than March 31, 2025. The Bylaws state members who haven't paid by March 31, will be dropped from the roster. Please help Membership renew your membership by mailing your dues in and include a self-addressed, postage paid envelope. They thank you!!!!

First Friday Workday: Diane Mitchell

What: Block of the Month Workday for Comfort Quilts

Why: 1) make comfort quilt tops, 2) learn new skills and techniques, 3) socialize

When: First Friday of each month (10/4, 11/1 and 12/6) 10 am to 4 pm
Where: Malaga Fire Department (go past the Malaga Store, look for the fire truck sign)
Who: Any and all are welcome

Bring your lunch and beverages, basic sewing needs/tools, your machine, fabric if you want to donate it. Ironing and cutting stations will be provided. Please do not go out and buy fabric for these workdays. The goal is to use scraps. Some fabrics will be provided if you don't have scraps to use (Is there such a thing?). Plan to make as many blocks as you want. Everyone's blocks will be combined-24-35 blocks needed to make a top.

This month's block is a string-pieced block, 11" square, set diagonally in half square triangles. It is a super colorful quilt and will use a bunch of scraps.

If you have questions about the directions, please contact Diane at 509-679-8071.

Christmas Stockings: Mary King, Coordinator

CASA is needing Christmas stockings for the upcoming holiday. The pattern is on their website or you can get a pattern from Mary King 509-429-0604. The due-date is December 8. At the CASA website, go to the "Ways to Help" button, scroll down to "Holiday Stocking Project". If you need help or have questions, contact Mary.

Mary states 17 people took CASA giant stocking patterns at the September meeting. She asks that you use prints for small kids through teens. The fabric doesn't need to be Christmas prints. Please bring your completed stockings to the November 20 guild meeting and Mary will deliver them to CASA.



Comfort Quilts: Mary Kidwell, Carmel Wakeman and Marcia Johanson

Thank you everyone for your time, talent and material to make Comfort Quilts for our community. We have received 207 quilts as of the beginning of September. We have delivered 149 quilts and many baby flannel and fleece blankets, place mats, pillowcases, 3 raffle quilts and 5 twin fleece blankets for CASA. We have given to Confluence Health Palliative Care, Oncology/Radiation, Newborn and Pediatrics. Women's Resource, the Bunker, Mobile Meals, Cancer Care House, Grace House, Leavenworth Rehab, Mt. View Women's Clinic (formally Real Options), recent house-fire victims.

We have a nice selection of men's lap quilts to give to our Vets in November for Veteran's Day. Thank you everyone!

Here are some suggested sizes for Comfort Quilts. These are suggestions only; different sizes are welcome as always:

Newborn	24" x 36"	Palliative Care- various sizes used	40" x 60" or 50" square also works well
Baby/Toddler	36" to 45" square	Twin	60" x 80"
Crib size	30 - 36" x 46 - 50"		
Wheel Chair	40" square	Placemats	12" x 16/20"

We have backing material and batting. If you are in need of these supplies for a comfort project, give us a call.

Marcia Johanson (206) 550-5468 johansonmrlid@msn.com
Carmel Wakeman 509-264-4332 56lemrac@gmail.com
Mary Kidwell (417) 631-5785 maryckidwell@gmail.com

The guild received the following thank-you note on our Email Account:

Dear NCW Quilters,

My name is Karen Johnson and I am a retired RN. I finished radiation treatment at the Mares Campus, Confluence Health, for breast cancer on July 26th. The staff presented me with the quilt below, and I brought it home to Winthrop, WA. I love the bright colors and jazzy designs, and have it at hand on my bed every day.

It has meant more to me then I thought possible, unexpectedly so, and opened my eyes to what a difference such a gesture can do. Thank you.

If the responsible individual for my quilt would like to contact me, I would welcome it and write another note of thanks. But if not, this email may be shared as you please and many thanks to all for the skill and work that goes into such a comforting gift. What a sweet difference it has made as I continue to heal.

Most sincerely,

Karen Johnson



Quilt and Fiber Art Festival 2025
Friday and Saturday, August 8 & 9, 2025
9 am. to 5 pm.
Town Toyota Center
1300 Walla Walla Avenue, Wenatchee, WA 98802

Diane Garlini, Chairperson 2025 Show (See Important Notice Above)

The Show would not be possible without the generous donation of time by our volunteers. Please contact me if you are interested in any of the positions or have questions. Your help is needed for the 2025 Quilt Show for it to continue and be a successful event. Thank you.

Positions available are:

Co-Chair 2025	Publicity	Admissions	Community Booth
Best of Show Judges	Raffle Quilt Tickets	Signage	Fabric & More Sale

Please Contact Diane Garlini at (509) 860-4605, dgarlini@gmail.com. Planning meetings will be coming soon. The sooner we have all of these positions filled, the better we can get planning. It is never too early to get started on the show!!!

Diane is searching for a group of members who would step up to run the Fabric & More Sale. This is "The Big One" as far as fund raising to support the Show. The F&M Sale this year raised a whopping \$6,000 which went a huge way in supporting the Show. They did a FABULOUS job-thank you each and everyone of you who put it together; it was such a wonderful format.

Without the F&M Sale, we just can't afford to put on the Show. We are already collecting fabric. Now we need the quilter-power to follow through. Please search you hearts and schedules and step up to the cutting table!!! Let Diane know if you can help.

Diane has asked for your input regarding a color theme for the show. The options are: 1. Fields of Gold, 2. Colors of the rainbow, 3. Nature's Rhythm. Please contact Diane with your preferred choice.

Special Display: Cherrywood Fabric, Poppy Challenge 2024.

We have contracted with Cherrywood Fabrics to display a portion of Cherrywood's Poppy Challenge series. We had a similar display of their "Prince" Challenge in 2019. If you want to see some images and learn about the challenges, type in The Cherrywood Challenge and scroll down to the list of the various challenges. Previous Challenges were: Van Gogh, 2017-2018, Prince, 2018-2019, Bob Ross, 2019-2022, Diana 2020-2021, Graffiti, 2022-2023, Monarch, 2023-2024. Even though the challenge is closed, you can still purchase fabric bundles to create your own quilt. The Monarch collections is currently traveling and the Poppy Challenge starts it's tour this Fall. As you can imagine, the collections are very popular and we are thrilled to have finally gotten on the schedule.

Raffle Quilt, 2025: Diane Mitchell

The quilt for 2025 has been completed. It will be displayed at our October and November meetings. Tickets will be available for sale after the New Year

Challenge for 2025 Show, Brooke Thomsen

The theme for the 2025 Quilt Show Challenge is Save The Songbirds. If you were not able to pick up a fat quarter of the challenge fabric or, maybe you need a little more to complete your project, don't panic. We still have some fat quarters of next year's challenge fabric available. You can purchase a fat quarter (\$5 each) at the October Guild Meeting or at Wild Birds Unlimited of Wenatchee located at 212 Fifth Street, Suite 10. They are in the shopping center at the corner of N Mission Avenue and Fifth Street 3 doors down from Garlini's.



Help Save The Songbirds By Reducing Lights at Night to Help Migrating Birds

Every spring and fall, billions of birds migrate through North America, mostly under the cover of darkness. Unfortunately, they face an increasing threat: unnatural, man-made light.

Light attracts and disorients migrating birds making them vulnerable to collisions with buildings. The solution is as simple as flipping the switch. Turning off lights dramatically reduces hazards and allows birds to safely proceed with their migratory journeys.

There are growing international "Lights Out" efforts already underway. Lights Out does more than save birds; it saves energy and money! The US Environmental Protection Agency highlights energy as the largest operating expense for commercial buildings.

Fall migration is underway now through December. Here are some ways you can keep the skies darker at night and help birds stay out of harms way:

- Turn off non-essential lights from 11 PM until 6 AM during critical migration periods.
- Turn off or dim lobby and atrium lights.
- Turn off or dim interior home lighting or draw blinds to prevent light escaping.
- Turn off decorative landscape lighting.
- Turn off lights before leaving the home or office.
- Be sure outside lights are aimed down and well shielded.
- Install motion sensors on outside lights to minimize use.

Silent Auction: Loraine Orach and Gayle Barnes, Co-chairs

Loraine and Gayle have taken on the coordination of the Silent Auction. The theme for 2024 is “grapes”. They are looking for 10 artists who would like to donate their creations for the auction. Proceeds will go to support the Women’s Resource Center. If you are interested in participating in the auction, please contact Loraine at 509-670-7649 or Gayle at 509-421-4517.

Round Robins:

What: New Round Robin open for more members
 When: 4th Tuesday each month 1:00 to 3:00
 Where: Sharon Bolz (new member); see Roster for her address.
 Focus: Trying and Learning new techniques

Come if it sounds interesting and you want to join a new group. If you are willing to host and/or create a new Round Robin or have openings in your current Round Robin, please contact Diane Mitchell at 509-679-8071.

Workshops: Cassie Black and Nancy Straub (with Area 51 Round Robin)

We have 4 workshops being coordinated for 2025. The dates and locations will be announced after the New Year and sign-ups will begin at the January meeting. Per requests, we will attempt to schedule the workshops for Saturdays.

Pineapple Quilt Block	Jill Therriault
Thread Catcher	Becky McFann
Dimensional Stitchery	Geraldine Warner
Improv Quilting/Designs	Lesley Allan
Freddie Moran Faces	Susie Decker
Skinny Seams (trying to get scheduled)	Lisa Jenni

We are researching other topics and instructors. If you have any ideas/suggestions, please contact Cassie or Nancy.

RETREATS: Donna Rankin, Radene Winkelman

The dates for the Chelan Retreat are Friday, November 8th through Sunday, November 10th. The cost for the retreat is \$50. Checks should be made out to NCW Quilt Retreat. If you want to sign up, there is a retreat form on the guild's website. There is still room for the Fall Retreat. Contact Donna, Radene or Shelli directly. You will have to make your own room reservation.

Campbell's room rentals range from \$112 for a basic room to \$132 for a deluxe room. Retreat participants will make individual reservations with Campbell's. Campbell's has a 7-day cancellation policy.

If you have questions about the retreat, contact Radene Winkelman at (509-662-8730).

Guide Dog Presentation information: Barb Dunn and guest Pascal (sorry if you missed him-he is super cute!)

Quilt Guild mtg highlight – Guide Dogs for the Blind (SCRAPS) Sept 2024

This is 14 month old Pascal, the oldest pup in the our local Guide Dogs for the Blind puppy raising club.

Guide Dogs for the Blind was started in 1942 to answer a need for servicemen coming home from the war having lost their sight. Dogs are trained to safely guide individuals around obstacles, in traffic, on stairs and through tripping hazards. They work in all types of weather, navigating city sidewalks, country roads or hiking through the woods. The guide dog is more than a set of eyes, but also a companion, exercise buddy, confidence builder and a means to more freedom and inclusion in society. They are life changers, and sometimes a life saver.

A guide dog for a legally blind person is the most elite of the service dogs. Only about 45% successfully become a guide. They must learn obedience, house manners, self-control, and how to behave on transportation, in restaurants, school, work, shops etc. Their training is done by the puppy raiser from 8 weeks of age to about 15 months. If successful, the pup will then go to formal guide work training by a professional at 2 out-of-state locations. If the dog passes all 8 levels, they are paired with their matched person for 2 weeks of partner-skills and then graduation.

Should a dog be unable to complete this rigorous training, they may then become a K-9 buddy for a blind child, be a hearing alert dog, mobility dog, diabetic alert, seizure alert, or help those with autism or PTSD.

This service is provided at 100% no cost to the client, including transportation and veterinary assistance.

Our local club, started in late 2011, is all volunteers. Fundraising pays for food, toys, training equipment, and a yearly statewide training day. Barb has raised 12 puppies (10 have gone on to formal training) and is the current club leader for the past 10 years.

Thank you Barb, Pascal, and your wonderful team of volunteers.

What does this have to do with Comfort Quilts? Scraps, of which we all have, for dog beds.

After you have given to Fabrics and More, our other quilters who love using scraps, and anyone else, you can bag up what's left of your fabric and batting and bring them to a meeting and give them to Comfort Quilts. Instead of ending up in the landfill they can end up helping a person.

Fun Fat Quarter Facts, submitted by Sue Nash.

How many squares can you make from a Fat Quarter (18" by 22")? See the answer before the advertising section.

When you're out and about (and to put on your calendar):

Quilt & Fiber Arts Festival www.qfamuseum.org	Edward D Hansen Conference Center 2000 Hewitt Avenue Everett, WA	October 4-6, 2024 10 am to 5 pm Fri & Sat 10 am to 4 pm Sun \$15.00 for weekend
Attention Members: Our very own Linda Riesterer and Geraldine Warner have a beautiful entry at this show. Geraldine won Best of Show and An Award of Excellence. Linda one an award for her hand quilting and applique.		
Quiltmakers of Olympia quiltmakersofolympia.com	Quilt Show Lutheran Church of the Good Shepherd 1601 North Street SE Olympia, WA	October 4-5, 2024 10 am to 4 pm \$5.00
Community Craft Fair	Breath of Life Church 65 23 rd Street NE East Wenatchee, WA	October 5, 2024 10 am to 3 pm
Gig Harbor Quilters Annual Quilt Show gigharborquilters.org	Quilts Ahoy Quilt Show Swift Water Elementary School 10811 Harbor Hill Drive Gig Harbor, WA	October 12 & 13, 2024 10 am to 4 pm \$5.00 at door
Veterans Makers & Artisan Fair	Wenatchee Valley Veterans Hall 1206 N Wenatchee Avenue Wenatchee, WA	October 26, 2024 9 am to 3 pm

Bee Hive Holiday Market	Beehive Grange 4593 Squilchuck Road Wenatchee, WA	November 2, 2024 9 am to 3 pm
Gift & Craft Fair	Wenatchee Valley Senior Center and Foothills Middle School Maple Street Wenatchee, WA	November 9, 2024 9 am to 3 pm
Numerica Festival of Trees	Numerica Performing Arts Center 123 N Wenatchee Avenue Wenatchee, WA	November 22-24, 2024
<p>Our guild is participating in this event for the second year. We are entering a tree in the Grand Tree section. Many members are contributing to the success of our entry by supplying all the ornaments for the tree and all the additional items included in our entry. Come check us out and see all the beautiful trees, wreaths and mini-trees. Lots of fun.</p>		
Artisans Holiday Fair	The Evergreen State Fairgrounds 14405 179 th Avenue SE Monroe, WA	November 30, 2024 9 am to 4 pm
Funky Junk Christmas Fair	Douglas County Fairgrounds 601 N Monroe Street Waterville, WA	November 30, 2024 11 am to 6 pm
Christmastown	Village of Lights Leavenworth	November 29- December 24, 2024
<p>The Wenatchee Bus is Free and goes to Leavenworth multiple times a day/evening. If you want to go see lights, but don't want to fight traffic, parking or even bad roads, consider taking the bus. The bus stops at the main square. If the weather is bad, you can just ride out there and back to see lights without even stepping off the bus!</p>		
Journey to Bethlehem j2bwenatchee.org	Seventh Day Adventist Church 508 N Western Avenue Wenatchee, WA	December 5-7, 2024 5:30 pm to 8:30 pm Free
WHS Boosters' Holiday Craft Bazaar	Wenatchee High School 1101 Millerdale Ave Wenatchee, WA	December 7, 2024 9 am to 3 pm

The Nutcracker Ballet numericapac.org/events	Numerica Performing Arts Center 123 N Wenatchee Ave Wenatchee, WA	December 12-15, 2024 7 pm or 2 pm
Check out downtownwenatchee.org for more Wenatchee events; December 7 is the Downtown Cookie Stroll. You may find me at that one!!		

This article has been adapted from a slide presentation Jill Therriault created and submitted for publication earlier this year.

Quilt Labeling, the 5 W's"

What: All quilts. Quilts are an expression of our artistic style and viewpoint at any given time in history. They capture a moment in time as we change and grow. Our emotion, thoughts, dreams, sorrows, loves and hopes are stitched into every quilt. No one knows this unless you share it verbally or better yet, on your label.

A label can be as simple as – the name of the maker; the date of completion (can include the start date). It can be more extensive to include:

- the location of the quiltmaker
- the occasion for the making of the quilter
- the recipient's name, date of birth, date of occasion being commemorated
- the story and thoughts that went into the quilter
- the fabric choices
- the names of other participants
- the pattern used and the pattern designer's name

The choice is up to you. If it is quilted by another artist, credit should be included on the label.

Where: Anywhere on your quilt; your choice. A quilt label can be a separate piece of fabric with written information on it or embroidery by hand or machine. It can be any size and can also incorporate photos, painting, fabric pens, applique, etc. If it is a fabric label, it should be put on before the quilting and be quilted over to ensure it is not removed when stolen, lost or with aging. It can be machine sewn onto the backing or and appliqued onto the backing. I prefer to sew two edges into the binding and applique the other two edges down, that way it is very secure.

Other methods of labeling include embroidery or writing on the binding; writing directly onto the quilt back or front (this is my favorite way to label; it is like signing a painting); using a preprinted label or printing your own with your ink jet printer and applying it to your quilt. Whatever method you choose, it should be permanent. Follow the instructions included with the pens, ink jet ink, etc.

Who: The Maker, artist, quilter. Each quilt is our workmanship and should be sent into the world with it's credentials. It is not bragging or being an impostor to label your quilt. No matter if it is an original design or a purchased pattern, you put it all together and saw it through to the end result.

When: Upon completion of the quilt. Anytime during the quilt-making process, a label can be made. If you find this final detail to be tedious, I suggest you make the label first and fill in the details as you go. That way it will be done or close to done when you are ready to apply it.

Why: So many reasons! As time marches forward, our verbal stories get lost, peoples memories fade and quilt-makers are forgotten. Quilts are found in attics, in grandmother's possessions when she passes, at garage and estate sales and with no label the precious history of the quilts are lost.

As an example, I was given two quilts by my father who said they were made by his mother. One is a crazy pieced summer quilt-no batting, no embellishments, no color plan. The other is a beautiful appliqued floral wreath-blocks quilt with intricate embroidery, all solid fabric and hand quilted. As a quilter, I know our styles change and we try new things but these quilts have no documentation and I can't believe they would have been made by the same person. Without a label I will never know.

If you plan on entering your work into quilt shows or exhibits, a permanent label is very important. Artworks have been lost or stolen, so a label shouldn't be slapped on right before submitting to a show. It should be an integral part of the quilt. In this case, a phone number is also a good idea. In my view, there is never too much info on a label.

Editor's note: Next time you're looking at quilts in a show or maybe show and tell, check out the labels. Jill provided photos of some of her labels, but they wouldn't transfer to the newsletter.

Answer to Fat Quarter Facts:

Qty	Size of block
6	6.5
9	6
12	5.5
12	5
16	4.5
20	4
30	3.5
42	3
56	2.5
99	2


Advertisers:



Blue Heron Quilting
ALTHEA GYDE
105 South Elliott Ave. | Wenatchee, WA 98801
www.blueheronquilting.shop
509-860-5374 | blueheronquilting@gmail.com



Shop online
509.988.0257
MilkBottle
Quilt Co.
Juli Weishaar, Owner
www.milkbottlequiltco.com
Shop for fabric, precuts, patterns & more
  



Patchwork, Etc.
by Pat Lannoye 509.860.6550
Pantographs, binding, basting
and batting available




Threads That Bind

Marla Madson
Let me attach your
quilt bindings for you
by hand.

509-679-2806 Cell
509-745-8683 Home
Waterville

**Rock Island
Quilting**



Sindy Vieting
Long-Arm Quilter
360-600-3997
Rockislandquilting@gmail.com
Specializing in computerized edge to edge quilting patterns



400 Chelan Lane, Cle Elum
Owner, Pat Tobin
twotobys@comcast.net
253.569.4300
Large 5-bedroom house accommodating
12 quilters. Quilting workroom is separate
with individual design walls, 6' tables,
chairs and so much more!

*Patty's
Quilt
Studio*

COMPUTERIZED LONGARM
QUILTING ON A STATLER BY GAMMILL

Patty Stith
509-884-8819/H
509-630-7699/C
Email: pattysquiltstudio@gmx.com

*Basic to custom,
with attention to detail.*



**Fabric Patch
&**

220 Tenth Ave SW, Ephrata, WA
Hours: 10am – 5 pm Wed, Thurs, Fri & Sat
509.754.8280
On-line sales @ www.fabricpatch.net
You Tube Channel: fabricpatch

Gate 17 Retreat Center
410 1st Ave NE Soap Lake, WA



Coordinated quilt-shop-quality fabric, supplies and rewards card
Machine sales & service
1139 N Princeton Ave., Wenatchee, WA 9am-6pm Mon-Sat 509.663.5516

 ~ ~ see us on Facebook!



Check out their new shop of fabrics, classes & BOM
Open 6 days a week!

4 W 1st Ave
Odessa, WA 99159
Mon-Sat 10 am ~ 4 pm
509.982.2175



11734 Highway 2, Suite A Leavenworth 509.888.8807
Open 7 days a week ~ 10 a.m. to 4 p.m.
Like us on FB and visit www.leavenworthquiltco.com
We are officially a Project Linus drop off site

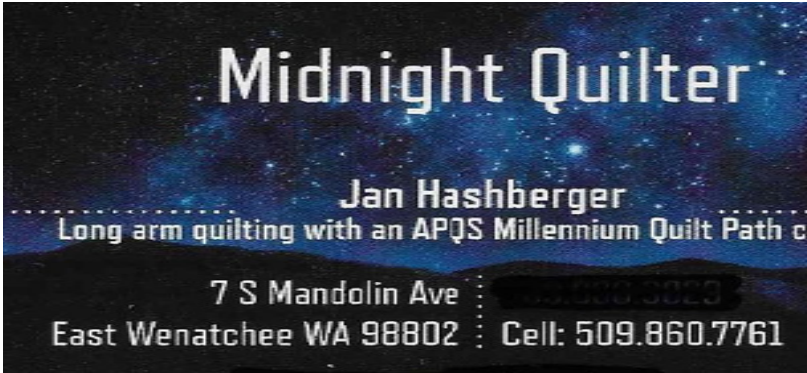



Consignment boutique,
Featuring new, antique
furniture, fabric and
home décor.
Hours: Tues ~ Sat 10—4
100 W Locust, Waterville
509.669.1966




KISSed Quilts
301 Main St, Grand Coulee
Best by Appointment, Closed Saturday
509-386-5715
www.kissedquilts.com + FB + IG

Long Arm Quilting
Fabric et al.
Kimberbell Certified



Midnight Quilter

Jan Hashberger
Long arm quilting with an APQS Millennium Quilt Path c

7 S Mandolin Ave : 509.860.7761
East Wenatchee WA 98802 : Cell: 509.860.7761