

NCW Quilt Guild

North Central Washington, Wenatchee WA

2nd Quarter Newsletter, April 2024

April Meeting: April 10, 2024

May Meeting: May 15, 2024

June Meeting: June 19, 2024

Pybus Public Market, Community Room
Doors Open 5:30 p.m. (no earlier)

Important Details:

Our mailing address is:
North Central Washington Quilt Guild
P. O. Box 2715
Wenatchee, WA 98807

We are unable to meet the last Wednesday of the month, so we have tried to have as consistent days of the month as possible. Check the date each month *(see dates listed below)

It was voted in November to increase our annual dues to **\$30.00**. Renewal is due in January; go to the website to download the form. Mail in your checks to save our membership team time at the meeting.

NCWQG Slate of Officers for 2024:

President	Cindy Rudolph
Vice President	Sue Nash
Secretary	Jill Therriault
Treasurer	Ann Waltenburg
Asst. Treasurer	Louise Brown

Committee Chairs:

Comfort Quilts	Marcia Johanson and Mary Kidwell
Fabric & More	Dare Devils Round Robin, Diane Mitchell (looking for new group)
Membership	Lois Friedrich, Sheila Burgess and Carmel Wakeman
Quilt Festival '24	Linda Riesterer, Chair, Diane Garlini, Co-Chair
Programs	Kawandi Round Robin, Louise Brown, Chair
Raffle Quilt	Dare Devil Round Robin
Retreats	Donna Rankin, Radene Winkelman
Round Robin	Diane Mitchell (temporary) new coordinator needed
Sunshine	Debbie Deardorff
Webmistress	Althea Gyde
Workshops	Area 51 Round Robin, Cassie Black & Nancy Straub
Newsletter	Cassie Black

*2024 General Membership Meeting dates:

January 17	February 21	March 20
April 10	May 15	June 19
July 17	August 21	September 11
October 16	November 20	December-no meeting

Membership:

Please note the change in dues amount to **\$30** per year.

New forms are now available for printing from the website. You are able to print out your membership, retreat or advertising form, whichever you need, and have the form and payment ready when you approach the membership table at the meeting. The option to mail in is also available. Please enclose a self-addressed stamped envelope so your receipt and card can be mailed to you. Please be sure to print out your own form and bring it to the meeting with you along with your payment (Membership committee members will not be at the April meeting; they are participating in the Sun Mountain Retreat).

As of 4/1/24, we had 137 paid members and 73 who had not renewed. If you want to renew (and we hope you do) please do so as soon as possible as the roster will be updated the end of April with all non-renewed members information being removed.

Membership Committee 2024: Lois Friedrich, Sheila Burgess and Carmel Wakeman

For March, we had 929.75 hours of volunteer time. Submitted by Susan Stephens, Greeter

Round Robins:

What: New Round Robin open for more members
When: 4th Tuesday each month 1:00 to 3:00
Where: Sharon Bolz (new member); see Roster for her address. Thanks for stepping up
Focus: Trying and Learning new techniques

First project will be adding rows around a center motif. Bring a center design ready to add borders to- 12"-18" is a good size. People can choose to add to their own design or trade and let someone else add the next rows. You can supply all the fabrics or some of the fabrics or let people work from their stash. No sewing machines initially.

Come if it sounds interesting and you want to join a new group. If you are willing to host and/or create a new Round Robin or have openings in your current Round Robin, please contact Diane Mitchell at 509-679-8071.

Comfort Quilts:

2024 is starting out great. As of the March meeting we have received 67 quilts and 49 fleece/flannel infant blankets. Thank you to everyone for your help on binding, quilting, and making quilts for us to give to the community. We received 26 quilts in various sizes at the March Guild meeting. WOW!! That was awesome, thank you!

We are giving the quilts out every month. So far we have given Confluence Hospital 10 palliative quilts, oncology/radiation received 9, newborns 52 flannel and fleece blankets. Leavenworth Rehab got 20 palliative quilts, The Bunker received 8 quilts and Mobile Meals received 25 placemats. We have 2 raffle quilts given to Our House Cancer Care and Miss Cascades/Miss Greater Wenatchee Scholarship. The Chief For a Day quilts have been selected and we will be showing them at the April Meeting before they are given to the 7 children. We are in need for 2 police and 1 firefighter quilt for next year if anyone needs a fun project for this year.

If anyone has a small piece of fabric, we are in need of infant car seat quilts or blankets 24" x 24" for Real Options. They can be made like a placemat, only a little larger.

Apple Blossom Festival Grand Parade Float: Saturday, May 4, 2024

For the third year in a row, we have been invited to participate in the Apple Blossom Stemilt Grand Parade on **Saturday, May 4, 2024**. The Parade starts at 11:00 a.m. The theme is "Lovin' Every Minute Of It". We have confirmed 2 pick-up trucks. We had several participants last year, walking and riding. Much fun was had by all, and we were Lovin' Every Minute Of It. Makes me think of the quilting process-from the idea, the design, picking out the fabrics, creating the body and then putting it together. While some tasks are more fun for some, others are more fun for the rest and when it all comes together, you'll be Lovin' Every Minute Of It. Come join us for some local fun and be part of the Big Parade. Contact Cassie Black for more details and if you are willing to drive your truck decorated with quilts, etc. You'll be Lovin' Every Minute Of It. Meeting time to be determined later.

Fabric and More Sale 2024:

**First United Methodist Church
941 Washington (corner of Miller and Washington)
Wenatchee, WA 98801
Free Admission, Free Parking**

Thursday, May 16, set up (time to be scheduled later)
Friday, May 17, 9:00 to 5:00
Saturday, May 18, 9:00 to 2:00

Fabrics are \$4/pound and organized by color and theme (Holiday, children's). This year we are fortunate to have a variety of larger cuts of fabric (good for backing). As always there will

be patterns, kits, panels, thread, notions and sewing accessories. We have a large quantity and color variety of "wooly nylon" thread. Unopened, \$1/spool, partial spools are 50 cents. An estate sale also donated Porcelain dolls, cloth dolls, and fun home dec fabrics that will make sturdy bags.

This year we have a couple of sewing accessories that are not always available to F&M:

- \$20--large cutting mat: 33" x 58" new condition.
- \$100--Weightless Quilter, Floor Model, (original \$400). Still in unopened shipping box. Check it out: www.shop.dzgns.com/products
- \$50--Singer, Bernina Bernette, Funlock model 009DCC: adjustable tension settings and stitch length/width; adjustable presser foot pressure; differential feed, overstretch. Compact and light-weight design. PDF manual available on-line. Original \$300+
- \$25--Westalee Extension Table: Cabinet/machine combo, 13.5" x 24.5", opening is 7" x 21". This fits Arrow Cabinets for a Juki TL-15, TL2010, TL2000.
- \$75—Wood cutting table: Sturdy with locking wheels, almond with light wood. Opens to: 40" x 72.5" x 35" height, collapses to: 40" x 16"; one drawer, 10" x 18" x 3" deep.
- \$15—Quilters' calculator (original \$75)

Darlene Johnson spotted this tidbit on a long arm quilter blog: Always pre-wash 108" fabric prior to using. The blogger indicated this wide backing fabric shrinks 7%. Darlene's recent experience was 4 inch shrinkage when washed in cold water!!!

Suzan Darling
425.453.0823

Quilt Festival 2024:

**Friday and Saturday, August 9 & 10, 2024
9 a.m. to 5 p.m.
Town Toyota Center
1300 Walla Walla Avenue
Wenatchee, WA 98802**

Linda Riesterer and Diane Garlini are the Chair and Co-chair for the Festival.

Request for special display at 2024 show:

We want to have a special display at the quilt show of red and white quilts. These should be quilts with only these 2 colors and can be any size and made at any time. This is not intended as a challenge for you to make a new quilt, but to look through the quilts you have and bring them out for display. Of course, if you want to make a new red and white quilt, that would be okay, too.

NCW Quilt Show Album:

https://www.forever.com/app/users/suefreden/albums/0000_2023-ncw-quilt-show_final/7ns1pqq_wczbohl4floopsi92k

Also available on the guild website here: <https://www.ncwquilt.org/galleries>

Longarmer Album:

<https://www.forever.com/app/users/suefreden/albums/longarmer-challenge/a16vk38mri3ygzv9pzt817cua>

Raffle Quilt, 2025:

Diane Mitchell stepped up to the plate and took on the 2025 Raffle Quilt design, creating the pattern and coordinating a workshop where multiple members created blocks to be included in the quilt. The pattern is called "Paradise Star". It is a paper-pieced diamond reminiscent of a Bird of Paradise block that is presented in a 6 pointed star on a dark background.

Diane is still in need of more blocks. Please see her at the April meeting to see a sample of the blocks, get a pattern and ask any questions you have and turn in any blocks you've made.



Raffle Quilt, 2024:

This year's gorgeous raffle quilt was created by the Art Girls Round Robin, which consists of Linda Riesterer, Louise Brown, Doni Palmgren and Pat Koehler. The quilt is a combination of "wonky" pieces in a variety of grey stripes and hand turned applique flowers in jewel tones on a white background. The back is light grey with darker grey swirls and the quilt measures 80 x 87. Lynn Pittsinger did the exquisite quilting.

Programs: to be determined

Workshops:

Eleven ladies attended the “Big Bag” (6 Fat Quarter Bag) taught by Mary King. The bags were a hit and Mary is ready and willing to teach another class. The group will be modeling their creations at the April meeting. Participants were: Diane Mitchell, Darlene Johnson, Suzan Darling, Margie Rush, Susan Williams, Jo Oberweiser, Barb Watkins, Sharon Bolz, Dana Schmidt, Kari Black, Cassie Black and Instructor Mary King. Kitty Carmichael wasn't able to attend the workshop, but made a bag on her own. Photos will be posted on the website.

Additional workshops are being worked on. If you have a specific topic you'd like to cover, please contact Cassie Black or Nancy Straub.

Additional Information:

Helpful article submitted by Suzan Darling. “I came across this website and article. I thought it may be of interest to the members. It's Copyrighted but permission is given to use in full with author credits.

<https://www.colorwaysbyvicki.com/uploads/7/6/6/4/76648385/savemybleedingquilt.pdf> “

SAVE MY BLEEDING QUILT!

How to best remove excess dye from a quilt (and prewash fabric to prevent the problem) by Vicki Welsh, colorwaysbyvicki.com. There's nothing worse for a quilter than washing our quilt for the first time, pulling it out of the washing machine and finding out that one of the fabrics has run and ruined your quilt. It happens with both hand dyed and commercial fabrics.

Dyeing processes vary so much and different colors of dyes react differently on different fabrics so it's really impossible for a fabric manufacturer to make all fabric perfectly colorfast.....just think about how much our clothes run in the wash. As a fabric dyer I have spent many hours testing washing processes to make my fabrics as colorfast as possible. My quilts use both hand dyed and commercial fabrics. As a result I have developed the following guidelines for getting excess dye out of your quilt and for pre-washing fabric.

Whether your quilt has already been washed and dried, you can still do this process to remove excess dye, but it's best if this is the process that you use for the first wash. It's important to have a large volume of water for the quilt to soak in. I use my bathtub. There isn't enough water or room for the quilt in the washing machine. The quilt needs to be loose in the water. The water holds the excess dye so the more water, the better. Start filling the tub with hot water. It doesn't have to be boiling but the hotter the better. I have the hot water heater in my house set to 140F so it's quite hot coming out of the tap. If your water isn't very hot you can add some pots of boiling water. The truth is that time is more important than heat but the heat does help the process along.

Add soap and the quilt. For a large quilt I will use as much as a half cup of soap. The soap is what keeps the dye particles from re-adhering to your quilt so don't be stingy. My preference is Dawn Pure Dish detergent. I have used a Free & Clear type laundry detergent with success. Avoid using any detergent with fragrances or additives. The additives can have chemical structures that cause particles to adhere to your quilt or additives that may fade fabric. I have only tested unscented products. Do not use Dharma Textile Detergent, Synthrapol or Retayne, especially if you have any commercial fabrics in your quilt. My testing has proven that these detergents do not behave well with some commercial fabrics and it's impossible to tell which fabrics will have problems. Dharma Textile Detergent can cause backstaining on some fabrics and Synthrapol will fade some fabrics. Retayne is for a completely different use. Do not ever use it unless you are very familiar with the product. Once the tub is about half full with water you can add the quilt

You need gloves but not dye catching sheets. For this quilt I did use some dye catching sheets but subsequent testing proved that they are totally unnecessary. You can use 1 just to see how much dye is being released but otherwise they are not needed. You will need some heavy duty gloves to protect your hands from the heat. I have 2 sets of these gloves, one inside of the other, to insulate my hands from the hot water. (2014 vickiwelsh.com / colorwaysbyvicki.com 2). While the tub is filling, agitate and move the quilt in the water. The quilt should have plenty of room to move around in the water and it needs to be agitated for a while. I'll agitate it while it's filling and for another 5 or 10 minutes after the tub is full. If the water gets VERY dark right away, let it soak (agitating every 10 minutes or so) for an hour and then drain the water and start over. Make sure the entire quilt is under water and let the quilt soak for 12 hours. I use plastic bin lids and containers of water to weight the quilt and make sure it stays under water. If any part of the quilt sticks above the water, dye will stick to the quilt at the water line.

The important thing is time. I've found that there is a point in the soak where the fabric seems to "burp" and release the rest of the dye. That can happen between 3 and 12 hours. Blue is the most difficult dye to get out (especially turquoise blues) and red is the most likely to stain the quilt. The soap is what keeps the dye particles suspended in the water. Repeat until the water is clear. If there is color in the water after 12 hours repeat the entire process until the water remains clear for at least 6 hours. I do not add a lot of soap to each subsequent soak. I make a judgement-call on each soak to determine how much I need. If I know that most of the dye is gone, I do not add more soap.

Carefully drain and remove the quilt. You can rinse it either in the tub with cold water or in the washing machine. I can't promise that this will work 100% of the time because different fabrics react differently but this has worked for me consistently with commercial and hand dyed cotton fabrics. Test on swatches of fabric if you are unsure or are using different fiber content fabrics. If you have different results and want to discuss them please contact me at vickiwelsh.com. For new fabric I do this process in the washing machine. I tested it by running a new batch of fabric through a wash cycle with a dye catching sheet. After a normal wash cycle in hot water, the dye sheet was clean. Next I soaked the same fabric for 12 hours using the process above. After 12 hours the dye catching sheet was very dark! At some point in the soak the fabric released the excess dye. That dye would have eventually released onto my quilt. Maybe not in the first wash, but eventually. Better safe than sorry.

Copyright information: You have permission to share this document non-commercially in full for free. You may share it in your guild newsletter or print it for your quilt club. It must be used complete and in full and must maintain author information. For other use, especially commercial use (commercial publication, teaching, etc.) please contact me at vickiwelsh.com

(Photos are available on her website-couldn't get them to download from what I had. Check it out on your own).

When you're out and about (and to put on your calendar):

<p>Fidalgo Island Quilters Skagit Regional Airport 15053 Crosswind Drive Burlington, WA Julie Anderson: 360-540-0321 Joy Neal: 509-741-0019</p>	<p>"Quilts Take Flight" Exhibit and sale</p>	<p>April 11, 12 & 13 10-4 Adults: \$10 Seniors: 8 Kids: \$5 Fidalgoislandquilters.com</p>
<p>Quilts displayed with vintage aircraft at the Heritage Flight Museum. This would be a great one-your husband will want to go!!!!</p>		
<p>Quilt, Craft & Sewing Festival Portland Expo Center 2060 Marine Drive W Portland, OR</p>	<p>Make 'N Takes Free Demos Daily Door Prizes</p>	<p>April 11-13, 2024 10-5 Thursday and Friday 10-4 Saturday</p>
<p>Come join us at our Festival in Portland. At the Quilt, Craft & Sewing Festival, you will find a wide variety of sewing, quilting, needle-art and craft supply exhibits from many quality companies.</p>		
<p>Palouse Patchers Quilt Show 42nd Annual Show Latah County Fairgrounds 1021 Harold Street Moscow, ID</p>	<p>"Come Fly with Me" 200+ quilts Vendors Refreshments</p>	<p>April 13 and 14, 2024 Saturday 10-5 Sunday 10-4 Adults: \$5 Seniors & Children: \$3 palousepatchers.org</p>
<p>Seaport Quilt Guild Clarkston High School 401 Chestnut Street Clarkston, WA</p>	<p>The Brighter, The Better -Games -Raffle Baskets -Raffle Quilts -Vendors</p>	<p>April 27 and 28, 2024 Saturday: 9-5 Sunday: 10-3 \$5 seaportquilters@gmail.com 208-305-6886</p>
<p>39th Annual Quilt Show-Festival of Quilts with featured quilter, Barbara Boland</p>		

<p>Yakima Valley Quilters Guild Show Yakima Convention & Event Center 10 N 8th Street Yakima, WA</p>	<p>Quilts in the City "Where Colors Come True" Nancy Ramsey, Guild featured artist</p>	<p>May 17 & 18, 2024 Friday 10-6 Saturday: 10-5 Admission: \$12 (both days) yakimavalleyquiltersguild.org 509-930-1421</p>
<p>NCW Quilt Guild Town Toyota Center 1300 Walla Walla Avenue Wenatchee, WA 98802</p>	<p>Annual Quilt Festival -Lisa Jenni, Featured Artist -guided tours at show -demonstrations -vendor mall -Raffle quilt -Silent Auction</p>	<p>August 9 & 10, 2024 9-5 p.m. \$10.00 info and entry form at: NCWquilt.org</p>
<p>Walla Walla Valley Quilt Festival Walla Walla Fairgrounds 360 Orchard Street Walla Walla, WA 99362</p>	<p>2024 Quilt Show Quilts, Block Demos, Silent Auction, Vendors Quilt Challenge "Masquerade"</p>	<p>September 13 & 14, 2024 10-5 Friday and Saturday \$8 for all weekend wallawallaquiltfestival.org</p>
<p>24th Annual Quilt Show with Featured Quilter, Robin Long of Robin Ruth Designs and local Featured Quilter Julianne Gunningham</p>		
<p>Sea Pal Quilters of Ocean Shores 120 W Chance A La Mer Ocean Shores, WA</p>	<p>Whale of a Quilt Show</p>	<p>September 20-22, 10-3 p.m. \$5.00</p>
<p>Many quilts and wearables made by the members of the SeaPals Quilt Guild. Door prizes, and the chance to buy a ticket, \$1.00 each for the beautiful raffle quilt. Fee \$5/day or \$10/3 days.</p>		
<p>Walla Walla Valley Quilt Guild Walla Walla County Fairgrounds 363 Orchard Street Walla Walla, WA 99362</p>	<p>Walla Walla Valley Quilt Festival</p>	<p>September 20 & 21, 10-5 p \$8.00</p>
<p>We are looking forward to seeing everyone for the September 2024 Quilt Festival. Walla Walla Fairgrounds Hours: Friday & Saturday 10 am—5 pm. Featured Quilter: Karen Walker of Laugh Yourself into Stitches 2023 Local Featured Quilter: Mona Himmelberger •QUILTS• Block Challenge • Demos Hourly • Silent Auction •Vendors• Food Court • Quilt Challenge (\$ prizes)•</p>		

Rogue Valley Piecemakers Route 199 Grants Pass, OR 97527	Annual Quilt Show	May 10 & 11, 10-4 p.m.
Sisters Outdoor Quilt Show Office 220 South Ash Street Sisters, OR 97759	Sisters Outdoor Quilt Show sponsored by Stitchin Post	Saturday July 13, 9-4 p.m.
The Sisters Outdoor Quilt Show™ (SOQS) is internationally recognized as the world's largest outdoor quilt show displaying more than 1300 quilts representing fiber artists from around the world. More than 10,000 visitors from all 50 states and multiple foreign countries flock to Sisters on the second Saturday in July.		
Best of the Valley Quilts 365 North Sweetbriar Ave Lindsay, CA 93247	Best of the Valley Quilt Show	April 12 & 13, 10-4 p.m. \$10.00
Pine Tree Quilt Guild Nevada County Fairgrounds 11228 McCourtney Road Grass Valley, CA 95949	Springtime in the Pines Quilt Show	April 27 & 28, 10-4 p.m.
Come see over 200 quilts, vendors, silent auction, country store, raffle baskets and more!		


Advertisers:



Blue Heron Quilting
ALTHEA GYDE
105 South Elliott Ave. | Wenatchee, WA 98801
www.blueheronquilting.shop
509-860-5374 | blueheronquilting@gmail.com



Shop online
509.988.0257
MilkBottle
Quilt Co.
Juli Weishaar, Owner
www.milkbottlequiltco.com
Shop for fabric, precuts, patterns & more
  



Patchwork, Etc.
by Pat Lannoye 509.860.6550
Pantographs, binding, basting
and batting available




Threads That Bind

Marla Madson
Let me attach your
quilt bindings for you
by hand.

509-679-2806 Cell
509-745-8683 Home
Waterville

**Rock Island
Quilting**



Sindy Vieting
Long-Arm Quilter
360-600-3997
Rockislandquilting@gmail.com
Specializing in computerized edge to edge quilting patterns



400 Chelan Lane, Cle Elum
Owner, Pat Tobin
twotobys@comcast.net
253.569.4300
Large 5-bedroom house accommodating
12 quilters. Quilting workroom is separate
with individual design walls, 6' tables,
chairs and so much more!

*Patty's
Quilt
Studio*

COMPUTERIZED LONGARM
QUILTING ON A STATLER BY GAMMILL

Patty Stith
509-884-8819/H
509-630-7699/C
Email: pattysquiltstudio@gmx.com

*Basic to custom,
with attention to detail.*

Midnight Quilter

Jan Hashberger
Long arm quilting with an APQS Millennium Quilt Path computer

7 S Mandolin Ave
East Wenatchee WA 98802 : Cell: 509.860.7761



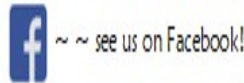
220 Tenth Ave SW, Ephrata, WA
 Hours: 10am – 5 pm Wed, Thurs, Fri & Sat
 509.754.8280

Gate 17 Retreat Center
 410 1st Ave NE Soap Lake, WA

On-line sales @ www.fabricpatch.net
 You Tube Channel: fabricpatch



Coordinated quilt-shop-quality fabric, supplies and rewards card
 Machine sales & service
 1139 N Princeton Ave., Wenatchee, WA 9am-6pm Mon-Sat 509.663.5516



11734 Highway 2, Suite A Leavenworth 509.888.8807

Open 7 days a week ~ 10 a.m. to 4 p.m.
 Like us on FB and visit www.leavenworthquiltco.com

We are officially a Project Linus drop off site



KISSED Quilts
 301 Main St, Grand Coulee
 Best by Appointment, Closed Saturday
 509-386-5715
www.kissedquilts.com + FB + IG

Long Arm Quilting
 Fabric et al.
 Kimberbell Certified



4 W 1st Ave
 Odessa, WA 99159
 Mon-Sat 10 am ~ 4 pm
 509.982.2175

Check out their new
 shop of fabrics,
 classes & BOM
 Open 6 days a week!



Consignment boutique,
 Featuring new, antique
 furniture, fabric and
 home décor.
 Hours: Tues ~ Sat 10-4
 100 W Locust, Waterville
 509.669.1966